
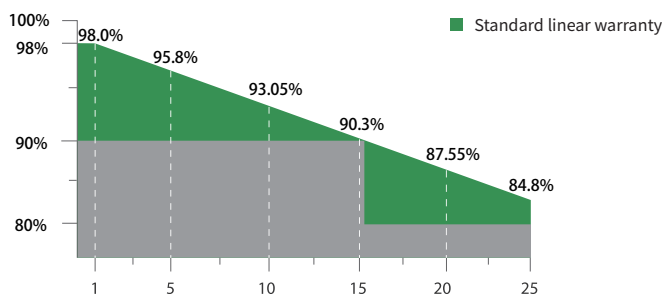


425-460W Mono

Black frame, black backsheet, full black solar panel with 166mm monocrystalline silicon wafer, more elegant. High reliability, high-quality materials and advanced manufacturing processes ensure the consistently performance over time, even in harsh environmental conditions. The half-cell configurature makes less shading effect, lower risk of hot spot, as well as more reliable and stable power generation.



Linear performance Warranty



Linear performance warranty



Product warranty

Comprehensive Certificates

CERTIFICATION

- IEC61215/IEC61730
- ISO9001:Quality Management System
- ISO14001:Environmental Management System
- ISO45001:Occupational Health and Safety Management System



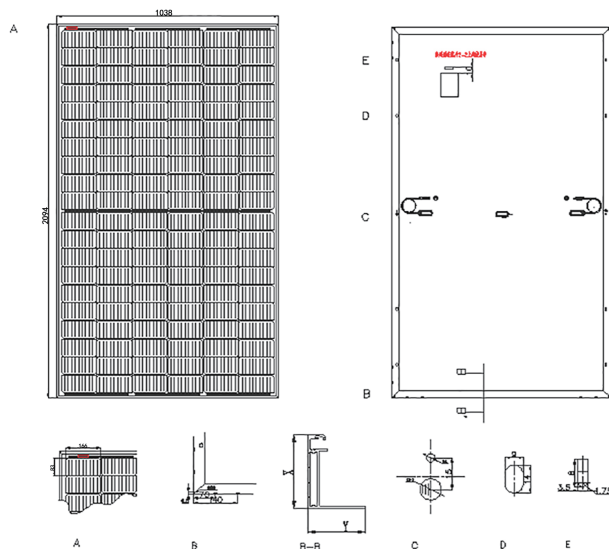
Electrical Specificatio																	
Module Type		M166H672-425W		M166H672-430W		M166H672-435W		M166H672-440W		M166H672-445W		M166H672-450W		M166H672-455W		M166H672-460W	
Test Standards		STC	NOCT	STC	NOCT	STC	NOCT	STC	NOCT	STC	NOCT	STC	NOCT	STC	NOCT	STC	NOCT
Maximum Power	P _{max} (W)	425	315.55	430	319.12	435	322.71	440	326.08	445	329.78	450	333.48	455	337.26	460	340.94
Maximum Power Voltage	V _{mp} (V)	40.35	37.30	40.70	37.50	41.05	37.70	41.40	37.90	41.75	38.10	42.10	38.30	42.45	38.50	42.80	38.70
Maximum Power Current	I _{mp} (A)	10.54	8.46	10.57	8.51	10.60	8.56	10.63	8.61	10.66	8.66	10.69	8.71	10.72	8.76	10.75	8.81
Open Circuit Voltage	V _{oc} (V)	48.35	45.70	48.65	45.90	48.95	46.10	49.25	46.30	49.55	46.50	49.84	46.70	50.13	46.90	50.42	47.10
Short Circuit Current	I _{sc} (A)	11.05	8.92	11.08	8.99	11.11	9.06	11.14	9.13	11.17	9.20	11.20	9.26	11.23	9.32	11.26	9.38
Module Efficiency	(%)	19.55		19.78		20.01		20.24		20.47		20.70		20.93		21.16	
Power Output Tolerance	(W)	0±5															
Tolerance During Power Test	(%)	±3															

*(STC)*irradiance 1000W/m², Module Temperature 25 C, Air Mass 1.5
 *(NOCT)*irradiance 800W/m², Ambient Temperature 20 C, Wind Speed 1m/s

Mechanical Data	
Number of Cells	144Cells(6×24)
Dimensions of Module L*W*H (mm)	2094×1038×35mm
Weight (kg)	23kg
Glass	High transparency solar glass 3.2mm
Frame	anodized aluminium alloy
J-BOX	IP68, 3 diodes
Cable	4.0mm ² , 300mm or customized
Wind/Snow Load	2400Pa/5400Pa*
Connector	MC Compatible
Maximum power two-sided ratio	70±5%
*For more details please check the installation manual	

Temperature Ratings	
Temperature Coefficient of P _{max}	-0.39%/C
Nominal Operating Cell Temperature(NOCT)	44±2 C
Temperature Coefficient of I _{sc}	+0.06%/C
Temperature Coefficient of V _{oc}	-0.30%/C
Maximum Ratings	
Operational Temperature	-40 - +85 C
Maximum System Voltage	1500V DC
Max Series Fuse Rating	20A
Packaging Configuration	
Module per box	31+31+5=67pieces
Module per 40'container	737pieces(35Frame)

ENGINEERING DRAWINGS



IV CURVES

